

LUMATEK
PROFESSIONAL LIGHTING

100W FULL-SPECTRUM

INDIVIDUAL SUPPLEMENTAL **LIGHT LED BAR**



The Lumatek 100W Full-Spectrum Individual Supplemental Light LED Bar with a 100W remote driver is a flexible and dynamic LED solution to improve your grow results. Use it as a add-on for your grow space that lacks light intensity, placing it at the top, side or bottom; or just use it as propagator for your cuttings and seedlings.

Up to **2.9** $\mu\text{mol}/\text{J}$

295 $\mu\text{mol}/\text{s}$ total output

Full-Spectrum



Up to **2.9** $\mu\text{mol}/\text{J}$ EFFICACY



5 YEAR WARRANTY

100W FULL-SPECTRUM INDIVIDUAL SUPPLEMENTAL LIGHT LED BAR

PRODUCT CODE: LUMLED012

EFFICACY: Up to 2.9 $\mu\text{mol}/\text{J}$

PPF: 295 $\mu\text{mol}/\text{s}$

INPUT VOLTAGE: 220-240V, 50-60HZ

DRIVER: 100W 220-240V (Included with cabling to be used remote)

INPUT POWER: 102W ($\pm 2\%$)

APPLICATION: MULTI-LAYER, ROOM, TENT

WATERPROOF & DUSTPROOF: IP65

LIFETIME (LED BARS): 60 000 HRS

LIGHT DISTRIBUTION: 120°

LIGHT SOURCE: 4000K WHITE DIODES LUMILEDS 3030 HE PLUS;
660NM RED DIODES OSRAM SQ3.24

CCT: 3800K

QUANTITY OF DIODES TOTAL: WHITE 288; RED 24

DIODES POWER PROPORTION: : WHITE 82%; RED 18%

DIODES EFFICIENCY: White Lumileds 3030 HE Plus 2.9 $\mu\text{mol}/\text{J}$;
Red Osram SQ3.24 3.8 $\mu\text{mol}/\text{J}$

DIMMABLE: OFF-25%-50%-75%-100%

with 0-10V Light Dimmer (Included)

EXTERNAL CONTROL: With Lumatek Digital Panel Plus 2.0

or Universal Controller 0-10V

WEIGHT (LED BAR): 1.1 Kg

DIMENSIONS: 1148x20x53mm

SPECTRUM: FULL SPECTRUM +

THERMAL MANAGEMENT: PASSIVE COOLING

POWER FACTOR: 0.95

MAX. AMBIENT TEMPERATURE (@ 1000W POWER): 25°C

BTU (WITH DRIVER ATTACHED): 358 BTUs/h

BTU (WITHOUT DRIVER): 333 BTUs/h

WARRANTY: 5 YEARS

CERTIFICATIONS:

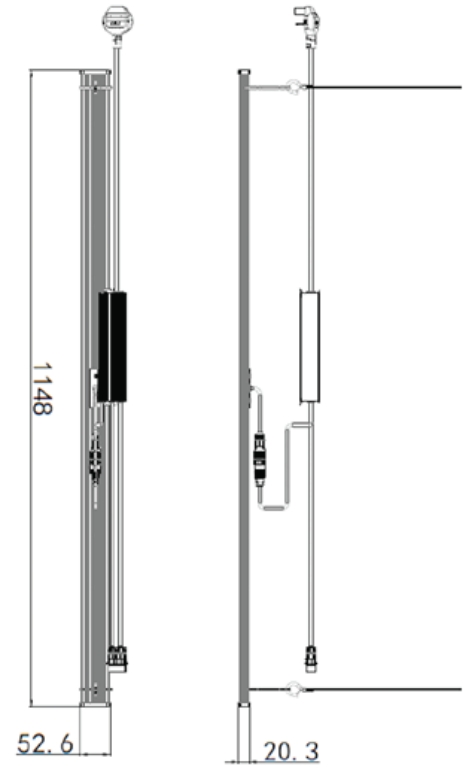
IP65, Rohs Directive 2011/65/EU And (EU)2015/863)

LED Fixture: CE Safety Standard: EN 60598-1:2015+A1:2018, EN 60598-2-1:1989, EN 62031:2020, EN 62493:2015, EN 62471:2008;

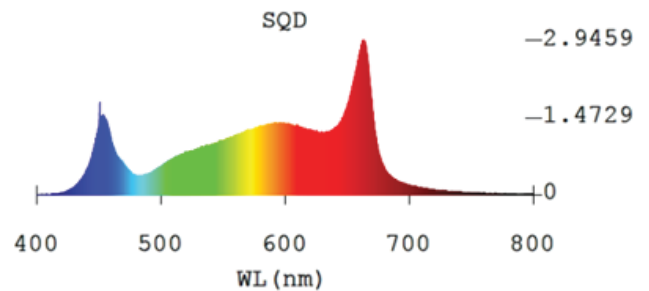
CE EMC Standard: EN 55015:2019, EN 61547:2009, EN 61000-3-2:2019, EN 61000-3-3:2013+A1:2019

LED Driver: : CE Safety Standard: EN 60598-1:2015+A1:2018, EN 60598-2-1:1989, EN 62031:2020, EN 62493:2015, EN 62471:2008;

CE EMC Standard: EN 61347-1:2015, EN 61347-2-13:2014+A1:2017, EN 62493:2015

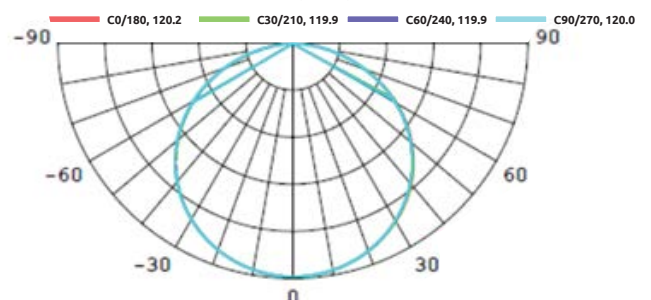


SQD SPECTRUM GRAPH



DISTRIBUTION CURVE FLUX

AVERAGE BEAM ANGLE (50%) : 120.2 DEG



INPUT CURRENT (A/W) PER DIMMING RANGE		
@ 277V		
DIMMING	INPUT POWER (W)	INPUT CURRENT (A)
100%	105	0,41
75%	84	0,33
50%	56	0,24
25%	29	0,16
@ 240V		
DIMMING	INPUT POWER (W)	INPUT CURRENT (A)
100%	105	0,46
75%	84	0,37
50%	56	0,26
25%	29	0,17
@ 230V		
DIMMING	INPUT POWER (W)	INPUT CURRENT (A)
100%	105	0,48
75%	84	0,38
50%	55	0,26
25%	29	0,17

ITEMS INCLUDED IN THE BOX:

- 1 x Lumatek 100W Full-Spectrum Individual Supplemental Light LED Bar
- 2 x Metal Hooks
- 1 x Lumatek 100W Driver with Connecting Cables (Power and Dimming)
- 1 x Manual


EXTERNAL CONTROL

This LED Bar can also be externally controlled with a Lumatek digital lighting controller (Digital Panel Plus 2.0) featuring light timing, automated dimming (1% increments), temperature safety control, Sunrise & Sunset Mode for up to 100 fixtures per controller.



PPFD: PHOTOSYNTHETIC PHOTON FLUX DENSITY ($\mu\text{mol}/\text{m}^2/\text{s}$)

The versatility of this LED Bar allows multiple options and ways of using it. Being so, there are several PPFD Maps scenarios depending on the number of bars used, if it is being used with any other fixture, individually and so on. For these reasons, here we provide only one example, and more specifically the use of our famous **Zeus 600W Pro 2.9** together with **four 100W Full-Spectrum Individual Supplemental Light LED Bars** placed on each Zeus side as below:



FACTORS THAT CAN INFLUENCE PPFD TESTS

- TEST EQUIPMENT.
- LAMP BEADS DEVIATION
- AMBIENT TEMPERATURE DEVIATION
- PC COVER TRANSMITTANCE DEVIATION
- POWER SOURCE EFFICIENCY DEVIATION
- REFLECTION CONSIDERED OR NOT

RECOMMENDED PPFD ($\mu\text{mol}/\text{m}^2/\text{s}$)

PLANT	SEED	CLONES	VEGETATIVE	FLOWERING
CANNABIS	100-300	75-150	300-550	650+
TOMATOES	150-350	75-150	350-550	650+
CUCUMBERS	100-300	--	300-550	650+
PEPPERS	150-350	--	300-550	650+

LUMATEK ZEUS 600W PRO 2.9 + 4 X 100W IND. SUPP. LIGHT LED BARS PPFD MAPS

TEST AREA 1.5M x 1.5M

TEST POINTS 100

TEST EQUIPMENT INTEGRATING 2 METER SPHERE & LI-COR 180

AMBIENT TEMPERATURE 25°

HEIGHT FROM CANOPY 30cm, 40cm, 50cm, 80cm, 100cm

REFLECTION 0%

FIXTURE POWER 100%

HEIGHT TO TEST POINT **30cm**

CANOPY AVERAGE PPFD **1027.84 $\mu\text{mol/s/m}^2$**

(Lumatek Zeus 600W Pro 2.9 + 4 x 100W Ind. Supp. Light LED Bars PPFD Map)

851,7	952,6	1006	1037	984,9	964,7	999	1010	969,4	902,2
965,6	1053	1098	1106	1077	1097	1088	1092	1110	1004
1036	1163	1178	1165	1159	1149	1154	1164	1165	1164
1087	1178	1168	1165	1173	1168	1164	1172	1206	1154
1075	1145	1150	1142	1139	1135	1130	1144	1149	1122
1095	1139	1108	1101	1106	1081	1087	1095	1120	1093
1080	975,4	1029	993,5	994,5	995,8	983,1	984	991,8	1005
961,6	1015	981,2	1004	1009	984,1	984,4	994,3	920,7	963,1
835	927,2	955,8	931,4	934,8	914	912	880,8	829	785,7
659	853,8	962,9	986,3	934,3	912,9	882,6	806,6	640,6	534,1

1.5m

0.15m

1.5m

0.15m

HEIGHT TO TEST POINT **40cm**

CANOPY AVERAGE PPFD **981.36 $\mu\text{mol/s/m}^2$**

(Lumatek Zeus 600W Pro 2.9 + 4 x 100W Ind. Supp. Light LED Bars PPFD Map)

799,4	921,9	986,7	997,2	957	955,5	977,6	959,3	881	827,4
965,6	1053	1098	1106	1077	1097	1088	1092	1110	1004
980	1080	1101	1095	1081	1075	1097	1089	1039	1030
1087	1178	1168	1165	1173	1168	1164	1172	1206	1154
1005	1087	1103	1098	1095	1088	1087	1083	1081	1073
1000	1084	1069	1071	1048	1050	1058	1055	1062	1021
983,4	1033	1031	1032	1028	1019	1019	1022	1024	973,8
898,1	968,4	972,1	980,6	989,8	972	965,9	964,5	940,8	927,5
787,1	861,4	916,2	941,8	927,5	871,8	850,6	807,8	753,1	696,1
634	767,3	873,6	915,4	894,7	888,2	838,5	801,6	688,4	533,5

1.5m

0.15m

1.5m

0.15m

HEIGHT TO TEST POINT **50cm**

CANOPY AVERAGE PPFD **946.09 $\mu\text{mol/s/m}^2$**

(Lumatek Zeus 600W Pro 2.9 + 4 x 100W Ind. Supp. Light LED Bars PPFD Map)

756,3	890,1	929,4	936,1	914,3	909,7	919,5	891,5	868,6	801,7
871,8	951,8	996,1	1017	998,8	1000	990,8	967,4	945,2	864,2
918,5	1029	1061	1065	1022	1025	1027	1010	990,3	955,9
957,5	1049	1065	1071	1070	1074	1066	1054	1027	1002
976,4	1055	1069	1068	1062	1063	1055	1046	1043	1003
934,7	1027	1042	1045	998,2	993,5	997,2	1020	1014	976,5
926,9	974,6	1007	1005	1006	998,1	984,6	990	970,7	934,4
796,4	922,2	948,3	967,3	964,7	929,1	930	916,4	880,3	853,6
729,8	840,5	905,4	926,1	917,5	897,1	895,6	846,2	767,2	743,4
608,9	737,7	829,2	874	879,9	863,9	826,3	777,1	714,1	675,9

1.5m

0.15m

1.5m

0.15m

HEIGHT TO TEST POINT **80cm**

CANOPY AVERAGE PPFD **840.85 $\mu\text{mol/s/m}^2$**

(Lumatek Zeus 600W Pro 2.9 + 4 x 100W Ind. Supp. Light LED Bars PPFD Map)

754,4	798,7	836,7	841	808,2	801,3	797,9	794,4	761,4	736,4
745,7	853,3	877,1	884,2	872,8	869,5	870,7	848,1	827,5	786,2
786,6	890,4	919,7	926,5	892,9	902,6	898,5	884,8	831,7	828,1
803,2	904,9	927,8	951,4	953,3	953	943,3	924,2	873	847,9
829,8	904,3	908,3	952,5	961	952,3	939	918,9	882	877,6
801,4	888,9	919,8	943,8	950,6	941,6	926,9	903,7	876,4	857,5
759,8	851,8	902,7	920,6	924,4	922	906,9	889,7	868,1	822,4
688,2	802,2	859,5	884,7	896	889,5	832,6	847,1	807,7	779,2
609,2	743,6	810,8	845,1	835,1	817,3	813,1	786,9	742,7	662,8
570,3	648	718,5	770,2	770,4	769,1	757,7	734,1	698,8	581,2

1.5m

0.15m

1.5m

0.15m

HEIGHT TO TEST POINT **100cm**

CANOPY AVERAGE PPFD **789.87 $\mu\text{mol/s/m}^2$**

(Lumatek Zeus 600W Pro 2.9 + 4 x 100W Ind. Supp. Light LED Bars PPFD Map)

687,1	743	775,7	768,5	741,4	727,4	740,4	730,8	707,8	657,2
696,9	779,5	813,9	818,2	811,5	796,3	800,7	792,6	774,2	717,6
750,9	817,1	853,9	863,3	849,5	835,9	847,6	830,3	789,9	759,5
734,7	836,2	866,8	881,6	884,8	879	855,6	844,5	804,8	796,3
756,8	836,4	872	886,9	891,7	889	878,1	855,8	816,7	804,4
731,1	816,1	854,5	875,1	876,9	887,7	876,3	836,6	817,2	804,1
731,4	801,7	853,4	866,8	876,9	864,3	851,9	825,5	804,8	775,7
670,7	764,7	819,8	840,9	854,5	846,6	835,8	796,8	742,3	715,8
601,8	709,4	778,6	804,5	806,6	795,8	791,9	769,4	710,6	684,7
560,2	628,5	704,2	748,1	753,7	758	720,1	715,4	681,4	597,5

1.5m

0.15m

1.5m

0.15m