

# HYDRO SHOOT LARGE R2.00

THE ESSENTIAL WITHOUT COMPROMISE


HS120




HS150



HS240




HS300




HS240W




HS300W



HS480W



HS600W



The « large » Hydro Shoot grow tent is designed for plants measuring 50 to 150cm (20 to 60in) tall and features grow spaces of 1.44 to 18.00m<sup>2</sup> (16 to 200 ft<sup>2</sup>). It is easy to set up and has doors that completely open three sides of the tent for easy access to the plants. It features reflective socks for the air intake/exhaust ports, and you can also use our DF16 DUCTING FLANGE to add more openings. It comes without accessories and can be used with accessories and peripherals designed specifically for all our grow tents. The configuration advice (Ventilation, Lighting and Extraction) are dedicated to intensive Level III growing, for sun-loving plants. Divide these figures by 2 or by 4 for Level II and Level I growing


REFERENCE	DESIGNATION METRIC	DESIGNATION IMPERIAL
HS120	Hydro Shoot 120x120x200 cm	Hydro Shoot 4' x 4' x 79"
HS150	Hydro Shoot 150x150x200 cm	Hydro Shoot 5' x 5' x 79"
HS240	Hydro Shoot 238x238x200 cm	Hydro Shoot 8' x 8' x 79"
HS300	Hydro Shoot 298x298x200 cm	Hydro Shoot 10' x 10' x 79"
HS240W	Hydro Shoot 238x120x200 cm	Hydro Shoot 8' x 4' x 79"
HS300W	Hydro Shoot 298x150x200 cm	Hydro Shoot 10' x 5' x 79"
HS480W	Hydro Shoot 472x238x200 cm	Hydro Shoot 16' x 8' x 79"
HS600W	Hydro Shoot 594x298x200 cm	Hydro Shoot 20' x 10' x 79"




**Q195 Steel**  
Ø19mm | Ø0.75in



**Reflective Mylar**  
M210D



**Opening 270°**  
Full plant access



**Water tray**  
Strong & Removable



**100% Lightproof**  
Double-flap zip

GENERAL DETAILS

METRIC

IMPERIAL

Canvas	M210D Mylar	M210D Mylar
Poles	Ø19 mm Q195 Powder Painted	Ø0.75" Q195 Powder Painted
Corners	4.0 mm PolyPropylene	0.016" PolyPropylene
Water Tray	Removable M210D Mylar	Removable M210D Mylar
Bottom	PE210D	PE210D

SPECIFICATION & ADVISED : METRIC

HYDROSHOOT REF	DESIGNATION	REV	ASSEMBLED			POLES Ø	WEB PLANT Support	WATER TRAY Included	SOCK CONFIGURATION		WINDOWS 30 x 20 cm #	HANDLING				
			W Net	D cm	H cm				Ventilation #	Cables Ø (mm)		#	L cm	Weight Per Pole	Weight Per Tent	
HS120	Hydro Shoot 120 x 120 x 200 cm	R2.00	9.5	120	200	19	1 WEBIT120	1 WT120	230	2	75	1	2	120	15 kg	30 kg
HS150	Hydro Shoot 150 x 150 x 200 cm	R2.00	13.0	150	200	19	1 WEBIT150	1 WT150	280	4	CF7D	1	2	150	15 kg	30 kg
HS240	Hydro Shoot 238 x 238 x 200 cm	R2.00	19.6	238	200	19	2 WEBIT240W	2 WT240W	380	4	CF7D	3	5	120	15 kg	75 kg
HS300	Hydro Shoot 298 x 298 x 200 cm	R2.00	26.4	298	200	19	2 WEBIT300W	2 WT300W	380	4	CF7D	3	5	150	15 kg	75 kg
HS240W	Hydro Shoot 238 x 120 x 200 cm	R2.00	17.4	238	120	19	2 WEBIT120	1 WT240W	280	4	CF7D	2	3	120	15 kg	45 kg
HS300W	Hydro Shoot 298 x 150 x 200 cm	R2.00	21.2	298	150	19	2 WEBIT150	1 WT300W	380	4	CF7D	2	3	150	15 kg	45 kg
HS480W	Hydro Shoot 472 x 238 x 200 cm	R2.00	43.5	472	238	19	4 WEBIT240W	4 WT240W	380	4	CF7D	4	10	120	15 kg	150 kg
HS600W	Hydro Shoot 594 x 298 x 200 cm	R2.00	56.0	593	298	19	4 WEBIT300W	4 WT300W	380	4	CF7D	4	10	150	15 kg	150 kg

HYDROSHOOT REF	MONKEY FAN ADVISED	LIGHTING ADVISED		VOL m3	EXTRACTOR ADVISED WHEN FILTER ON (*)	
		Level III HPS	Level III LED PE27		1 min cycle	2 min cycle
HS120	1.MFCO20	600 W	400 W	2.9	350 m3/h	280 m3/h
HS150	1.MFCO20	1000 W	600 W	4.5	650 m3/h	350 m3/h
HS240	2.MF30	2400 W	1600 W	11.3	900 m3/h	650 m3/h
HS300	2.MF30	4000 W	2400 W	17.8	1200 m3/h	900 m3/h

HYDROSHOOT REF	MONKEY FAN ADVISED	LIGHTING ADVISED		VOL m3	EXTRACTOR ADVISED WHEN FILTER ON (*)	
		Level III HPS	Level III LED PE27		1 min cycle	2 min cycle
HS240W	1.MF30	1200 W	800 W	5.7	650 m3/h	350 m3/h
HS300W	2.MF30	2000 W	1200 W	8.9	900 m3/h	650 m3/h
HS480W	4.MF30	4800 W	3200 W	22.5	1800 m3/h	900 m3/h
HS600W	4.MF30	8000 W	4800 W	35.4	2400 m3/h	1200 m3/h

SPECIFICATION & ADVISED : IMPERIAL

HYDROSHOOT REF	DESIGNATION	REV	ASSEMBLED			POLES Ø	WEB PLANT Support	WATER TRAY Included	SOCK CONFIGURATION		WINDOWS 12" x 8" #	HANDLING				
			W Net	D In	H In				Ventilation #	Cables Ø (in)		#	L In	Weight Per Pole	Weight Per Tent	
HS120	Hydro Shoot 4' x 4' x 79"	R2.00	20.9	47	79	0.75	1 WEBIT120	1 WT120	9	3	1	2	47	30 lb	60 lb	
HS150	Hydro Shoot 5' x 5' x 79"	R2.00	28.7	59	79	0.75	1 WEBIT150	1 WT150	11	4	1	2	59	30 lb	60 lb	
HS240	Hydro Shoot 8' x 8' x 79"	R2.00	43.2	94	79	0.75	2 WEBIT240W	2 WT240W	15	4	CF7D	3	5	47	30 lb	150 lb
HS300	Hydro Shoot 10' x 10' x 79"	R2.00	58.2	117	79	0.75	2 WEBIT300W	2 WT300W	15	4	CF7D	3	5	59	30 lb	150 lb
HS240W	Hydro Shoot 8' x 4' x 79"	R2.00	38.4	94	47	0.75	1 WEBIT120	1 WT240W	11	4	CF7D	2	3	47	30 lb	90 lb
HS300W	Hydro Shoot 10' x 5' x 79"	R2.00	46.7	117	59	0.75	2 WEBIT150	1 WT300W	15	4	CF7D	2	3	59	30 lb	90 lb
HS480W	Hydro Shoot 16' x 8' x 79"	R2.00	95.9	186	94	0.75	4 WEBIT240W	4 WT240W	15	4	CF7D	4	10	47	30 lb	300 lb
HS600W	Hydro Shoot 20' x 10' x 79"	R2.00	123.5	234	94	0.75	4 WEBIT300W	4 WT300W	15	4	CF7D	4	10	59	30 lb	300 lb

HYDROSHOOT REF	MONKEY FAN ADVISED	LIGHTING ADVISED		VOL cf	EXTRACTOR ADVISED WHEN FILTER ON (*)	
		Level III HPS	Level III LED PE27		1 min cycle	2 min cycle
HS120	1.MFCO20	600 W	400 W	112	210 cfm	150 cfm
HS150	1.MFCO20	1000 W	600 W	177	400 cfm	210 cfm
HS240	2.MF30	2400 W	1600 W	430	900 cfm	400 cfm
HS300	2.MF30	4000 W	2400 W	637	700 cfm	550 cfm

HYDROSHOOT REF	MONKEY FAN ADVISED	LIGHTING ADVISED		VOL cf	EXTRACTOR ADVISED WHEN FILTER ON (*)	
		Level III HPS	Level III LED PE27		1 min cycle	2 min cycle
HS240W	1.MF30	1200 W	800 W	225	400 cfm	210 cfm
HS300W	2.MF30	2000 W	1200 W	332	550 cfm	400 cfm
HS480W	4.MF30	4800 W	3200 W	890	1100 cfm	550 cfm
HS600W	4.MF30	8000 W	4800 W	1394	1450 cfm	700 cfm

